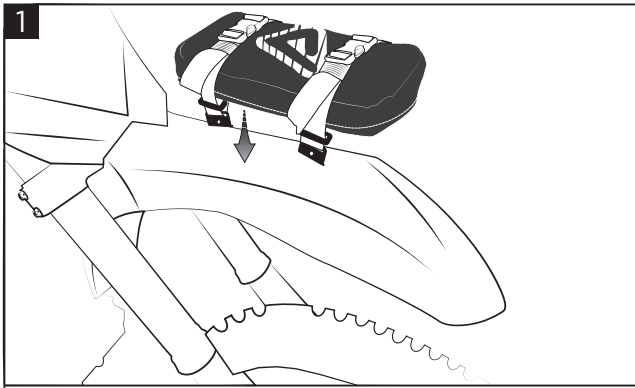
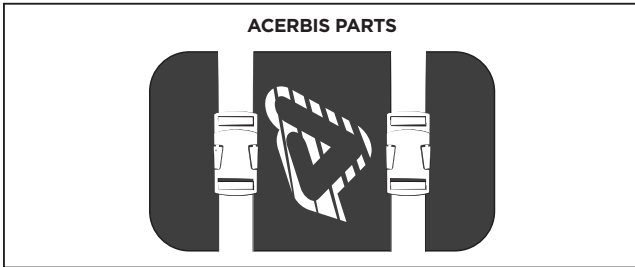
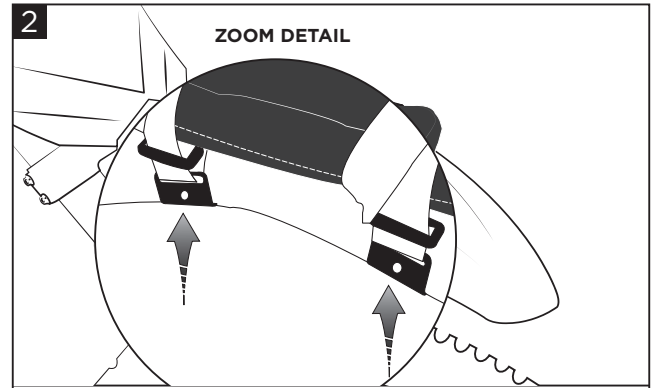


FRONT TOOLS BAG BORSA PORTA ATTREZZI ANTERIORE

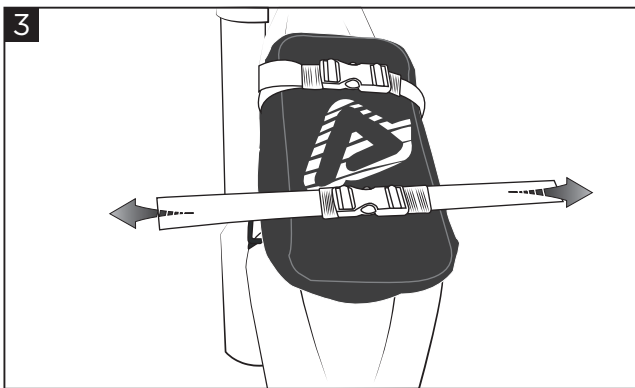
COD. 500005423 REV.1



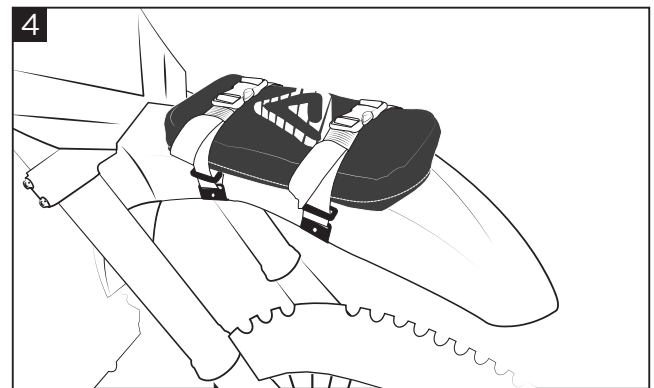
Place the tool bag on the front fender in the desired position.
Posizionare a vostro piacimento il tool bag sul parafrangente anteriore.



Clasp the 4 metal hooks to the fender.
Agganciare i 4 ganci in metallo al parafrangente.



Close the buckles and fasten the regulating straps.
Chiudere i ganci e tirare i lacci di regolazione.



The installation is completed. The tool bag is ready to be used.
L'installazione è terminata. Il tool bag è pronto per essere utilizzato.

WARNING!

Use Acerbis' products at your own risk. Check the safety of your device before you ride. Be sure that you follow the instructions for installing the Acerbis' products. Do not ride if there is missing or damaged hardware. If this is the case, take the item immediately back to your dealer. Make sure the throttle and other controls are free every time you ride. Not following these instructions and warnings could lead to interference with the controls, loss of control, and accidents. Acerbis recommends that installation must be done by a licensed mechanic and that only Acerbis' original parts are used during installation. Acerbis makes no guarantees or representations, express or implied, regarding the fitment of its product for any particular purpose. Acerbis makes no guarantees or representations, express or implied, regarding the extent to which its products protect individuals or property from injury or death or damage.

EUROPE

ACERBIS ITALIA S.P.A.
VIA SERIO, 37
24021 ALBINO (BG)
ITALY

U.S.A.

ACERBIS U.S.A. INC.
MAIL P.O. BOX 2030
SUN VALLEY, ID 83353
SHIP 110 LINDAY CIRCLE
KETCHUM, ID 83340
U.S.A.

UNITED KINGDOM

ACERBIS U.K LTD
UNIT 2 LUTON ENTERPRISE PARK
SUNDON PARK ROAD
LUTON, BEDFORDSHIRE LU3 3GU
GREAT BRITAIN